



## Weather Policy

We aim to run throughout the year with minimum impact due to the weather. However, there are certain weather conditions that will affect the running of the Forest School.

### Wind

High winds can be dangerous in woodland because of the dangers of falling branches etc. The school site is sheltered from Northly winds but exposed from the South West. This means that the school site will have to close if winds are;

- Consistently gusting over 45 mph from a South West direction.
- Gusting 50 mph from any direction

### Thunderstorms

We monitor the Met Office website and so are aware of storms that are forecast for our area. When lightning is forecast we use the lightning app 'My Lightning Tracker' to ascertain how far away it is, which informs our decision making. We would be prepared to cancel the session or leave the woods depending on conditions and where the storm is.

'30/30 Rule. Research shows that people struck by lightning are predominantly hit before and after the peak of the storm. This means that you should be thinking about the proximity of the lightning, not the occurrence of rain. The 30/30 rule provides a good way of ensuring one is sheltering during the most risky parts of the storm. It proposes that if the flash to bang is 30 seconds in length or less

you should seek shelter. Staying inside this shelter is advised until 30 minutes past the last clap of thunder. This ensures that any distant strikes at the beginning of the storm (lightning can travel up to 10 miles), or trailing storm clouds at the back of the storm do not take anyone by surprise.'

[www.rosipa.com](http://www.rosipa.com)

## **Snow and Ice**

- Due to the location of Wyld Thyngz, access can become treacherous. The school will close if there is considerable snowfall.

The staff will stay informed of the weather conditions via the Met Office Web Site.

They will inform the parents of any cancellations or changes to the routine by telephoning the parents and putting a notice on the Wyld Thyngz Facebook Page the day before or by contacting on the day if the staff feel as though the weather conditions are worse than predicted.

## **After High Winds**

After the storm has settled, the leader or deputy will check the trees on the kindergarten site.

They will look for;

- signs of tree movement (away from vertical)
- Changes in the pattern of the tree canopy ( larger views of the sky or darkening of the leaf pattern could indicate tree movement)
- fallen branches on the ground
- fallen branches that are caught in other trees

Appropriate measures will be taken to sort any problems out eg. tree felling, removal of branches, taping off areas.

September 2018














Date for review September 2019

Reviewed and Amended September 2019

Reviewed May 2020

Amended 9<sup>th</sup> May 2021

Date for review May 2022

| Wind Speeds |                 |                |   |      |
|-------------|-----------------|----------------|---|------|
| Scale       | Description     | miles per hour | Effects   | Risk |
| 0           | Calm            | 0-1            |  smoke rises                       |      |
| 1           | Light air       | 1-3            |  Smoke drifts                      |      |
| 2           | Light breeze    | 4-7            |  "Leaves rustle"                   |      |
| 3           | Gentle breeze   | 8-12           |  "Twigs move"                      |      |
| 4           | Moderate breeze | 13-18          |  "Leaves and small branches sway" |      |
| 5           | Fresh breeze    | 18-24          |  "Small trees sway"              |      |
| 6           | Strong breeze   | 25-31          |  "Large branches sway"           |      |
| 7           | Moderate gale   | 32-38          |  "Whole trees in motion"         |      |
| 8           | Fresh gale      | 39-46          |  "Twigs break off trees"         |      |
| 9           | Strong gale     | 47-55          |  "Branches break off trees"      |      |
| 10          | Whole gale      | 56-64          |  "Trees uprooted"                |      |
| 11          | Storm           | 65-74          |  "Widespread damage"             |      |
| 12          | Hurricane       | 75+            |  Devastation                     |      |

